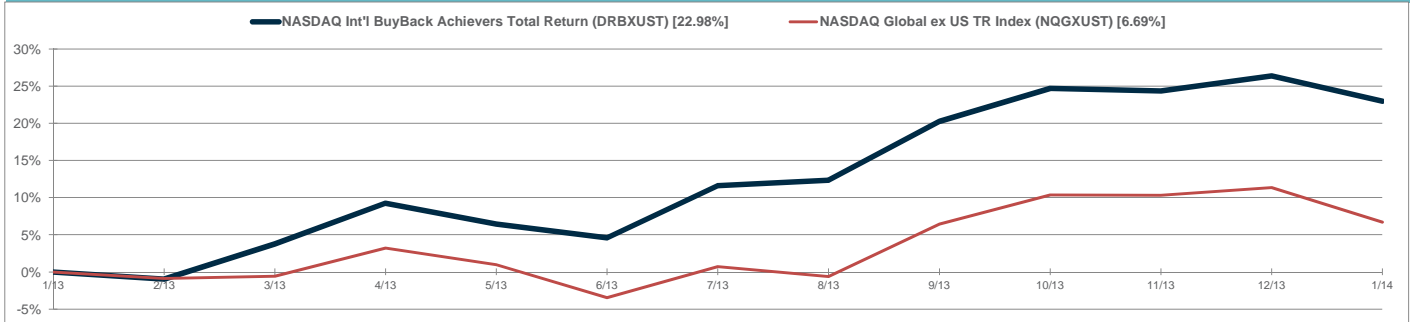


NASDAQ OMX Index Snapshot

NASDAQ International BuyBack Achievers Index

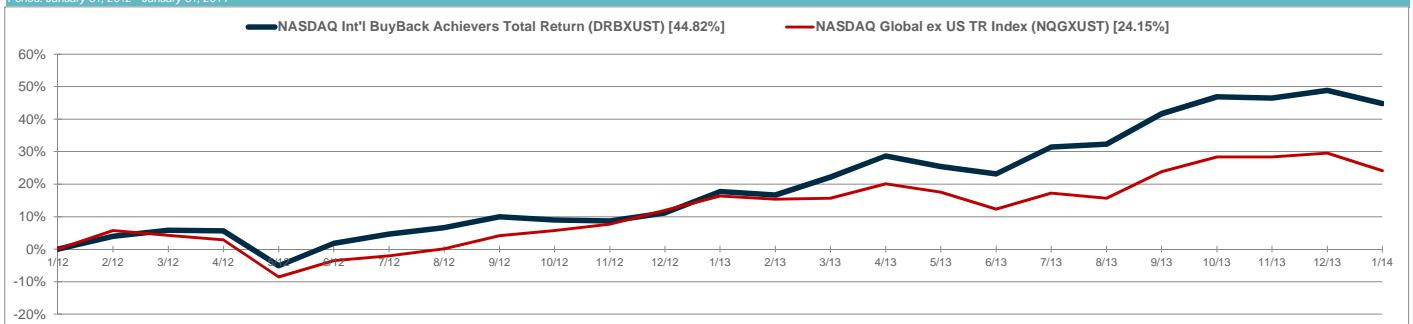
1-YEAR PERFORMANCE

Period: January 31, 2013 - January 31, 2014



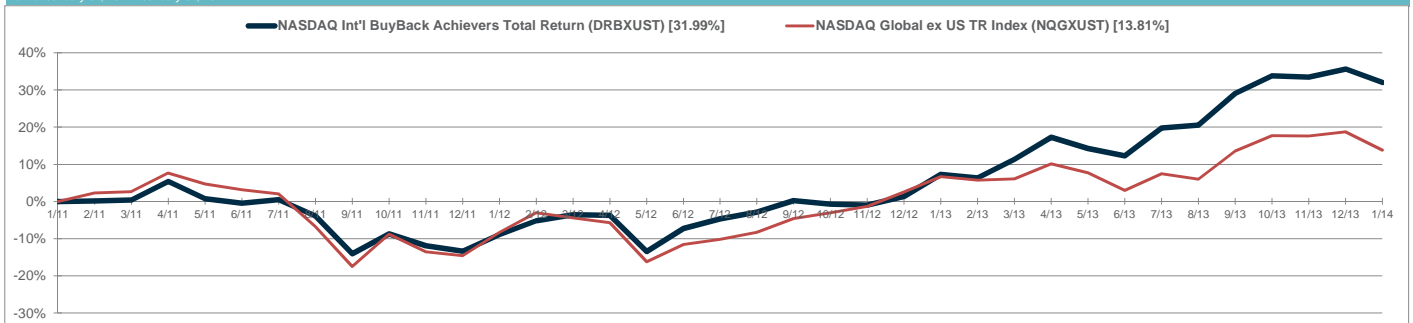
2-YEAR PERFORMANCE

Period: January 31, 2012 - January 31, 2014



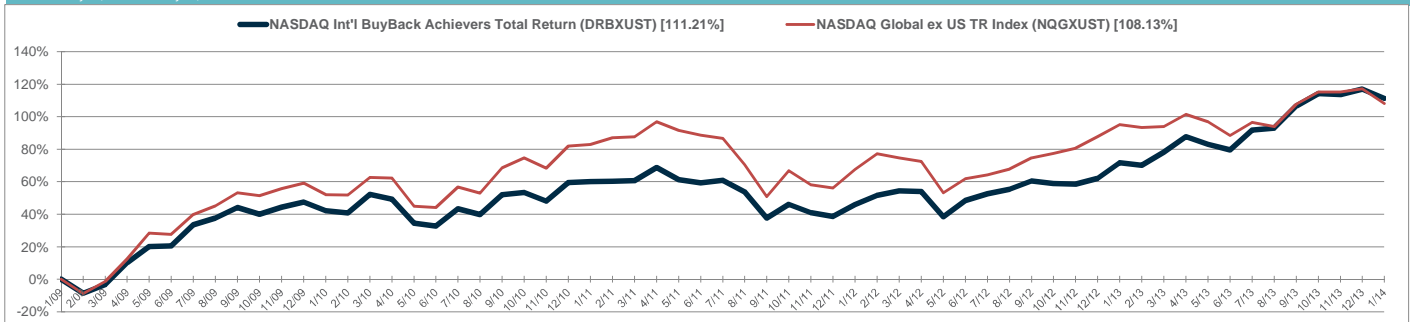
3-YEAR PERFORMANCE

Period: January 31, 2011 - January 31, 2014



5-YEAR PERFORMANCE

Period: January 30, 2009 - January 31, 2014



Source(s): NASDAQ OMX Global Indexes Research, Bloomberg, FactSet.

DAVID KREIN | MANAGING DIRECTOR, GLOBAL INDEXES, RESEARCH | 212.231.5813 | DAVID.KREIN@NASDAQOMX.COM

NASDAQ® and NASDAQ OMX® are registered trademarks of The NASDAQ OMX Group, Inc. The information contained above is provided for informational and educational purposes only, and nothing contained herein should be construed as investment advice, either on behalf of a particular security or an overall investment strategy. Neither The NASDAQ OMX Group, Inc. nor any of its affiliates makes any recommendation to buy or sell any security or any representation about the financial condition of any company. Statements regarding NASDAQ-listed companies or NASDAQ proprietary indexes are not guarantees of future performance. Actual results may differ materially from those expressed or implied. Past performance is not indicative of future results. Investors should undertake their own due diligence and carefully evaluate companies before investing. ADVICE FROM A SECURITIES PROFESSIONAL IS STRONGLY ADVISED.
© 2013. The NASDAQ OMX Group, Inc. All Rights Reserved.