

NASDAQ SWEDEN INDEX

The NASDAQ Sweden Index (NQSE) is comprised of companies classified as Sweden by NASDAQ OMX®. Sweden is part of the Developed segment and Europe region within the NASDAQ Global Index FamilySM. For further information, view the [methodology](#).

INDEX TICKERS:
NQSE, NQSET, NQSEN

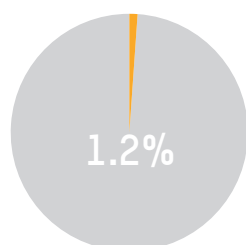
LOCAL CURRENCIES: SEK

NO. SECURITIES: 81

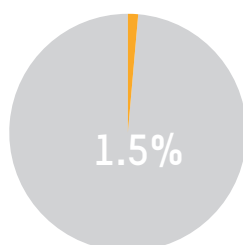
LAUNCH DATE: 12.03.2012

BACK-TEST HISTORY: 03.30.2001

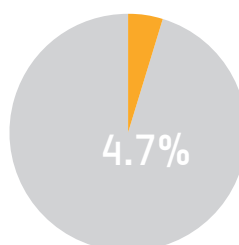
WEIGHT IN GLOBAL



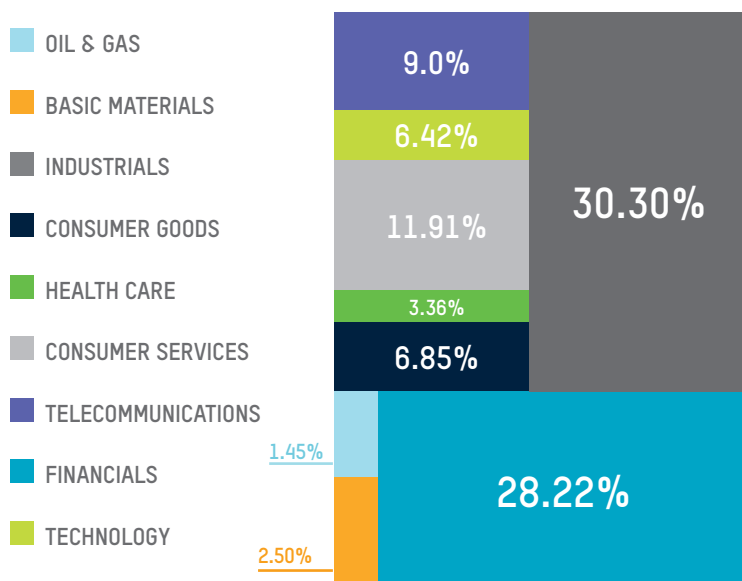
WEIGHT IN SEGMENT



WEIGHT IN REGION



INDUSTRY BREAKDOWN



FUNDAMENTALS

YEAR	MARKET CAP (\$B)	P/E	DIVIDEND YIELD
2001	192	34.83	2.12%
2002	155	49.30	3.11%
2003	248	26.64	2.58%
2004	334	16.22	2.77%
2005	361	11.07	3.55%
2006	527	14.11	3.27%
2007	522	14.00	3.69%
2008	244	18.14	5.17%
2009	422	19.02	2.59%
2010	559	14.41	2.92%
2011	457	15.11	4.22%
2012	504	16.50	3.85%

INDEX PERFORMANCE

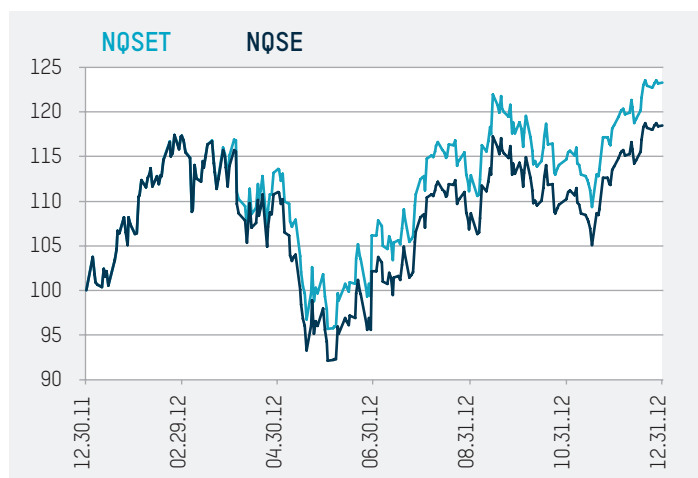
CUMULATIVE	TOTAL RETURN	PRICE RETURN
1 YEAR	23.3%	18.5%
3 YEAR	42.9%	28.4%
5 YEAR	18.8%	[2.2%]
7 YEAR	77.0%	32.3%
10 YEAR	349.7%	204.1%

ANNUALIZED	TOTAL RETURN	PRICE RETURN
3 YEAR	12.6%	8.7%
5 YEAR	3.5%	-0.4%
7 YEAR	8.5%	4.1%
10 YEAR	16.2%	11.8%

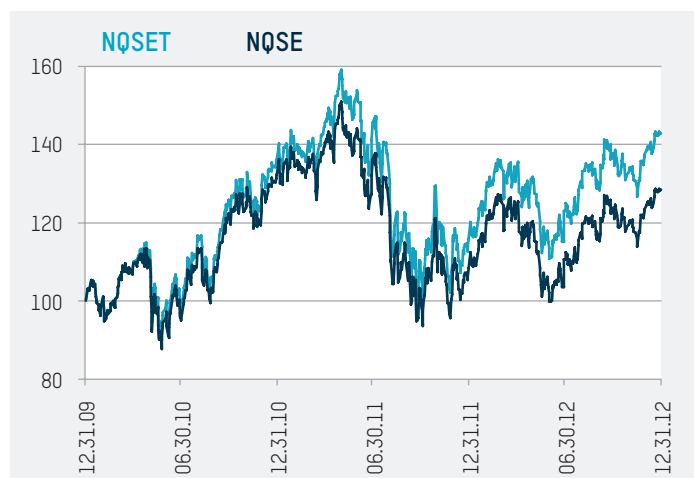
CORRELATION	TO NQUSA
1 YEAR	59.9%
5 YEAR	57.6%
OVERALL	53.8%

PERFORMANCE

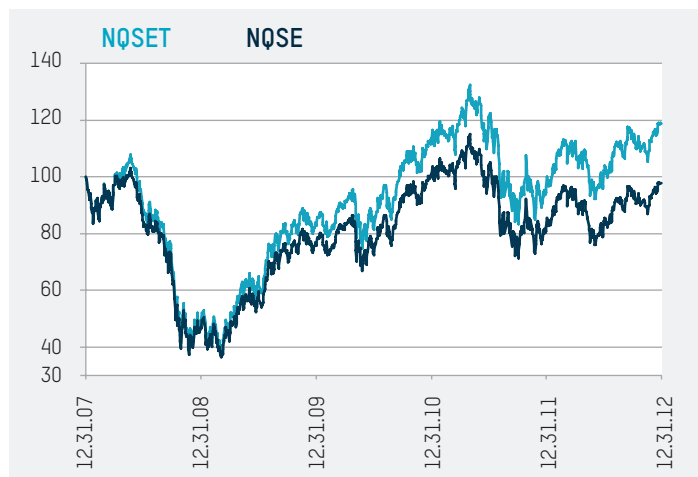
1 YEAR



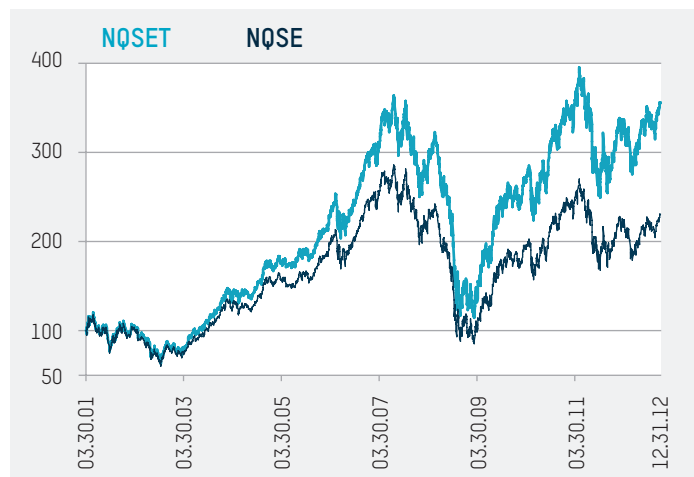
3 YEAR



5 YEAR



OVERALL



NOTES

1. All performance charts are rebased to 100.
2. All return and correlation statistics are through 12.31.2012.
3. Earnings and dividends were calculated using FactSet annual statistics for 2012, as of 6.30.2012.
4. Weights, Industry Breakdown and Fundamentals use non-float adjusted market cap for all companies in the index as of 12.31.2012.
5. All data as of 12.31.2012 unless otherwise stated.

DISCLAIMER

NASDAQ®, NASDAQ OMX® and NASDAQ Global Index FamilySM are trademarks of The NASDAQ OMX Group, Inc.

The information contained above is provided for informational and educational purposes only, and nothing contained herein should be construed as investment advice, either on behalf of a particular security or an overall investment strategy. Neither The NASDAQ OMX Group, Inc. nor any of its affiliates makes any recommendation to buy or sell any security or any representation about the financial condition of any company. Past performance is not indicative of future results. Investors should undertake their own due diligence and carefully evaluate companies before investing. **ADVICE FROM A SECURITIES PROFESSIONAL IS STRONGLY ADVISED.**

MORE INFORMATION

WWW.NASDAQOMX.COM/INDEXES

LICENSING

+ 1 301 978 8050

NASDAQLICENSING@NASDAQOMX.COM

INDEX DATA SALES

+ 1 301 978 5307 OR + 45 33 93 3366

DATASALES@NASDAQOMX.COM

RESEARCH

+ 1 301 978 8288 OR + 46 8 405 6494

GLOBALINDEX@NASDAQOMX.COM

GENERAL INDEX INQUIRIES

+1 301 978 8284 OR +46 8 405 6296

GLOBALINDEX@NASDAQOMX.COM