

NASDAQ UNITED KINGDOM INDEX

The NASDAQ United Kingdom Index (NQGB) is comprised of companies classified as United Kingdom by NASDAQ OMX®. United Kingdom is part of the Developed segment and Europe region within the NASDAQ Global Index FamilySM. For further information, view the [methodology](#).

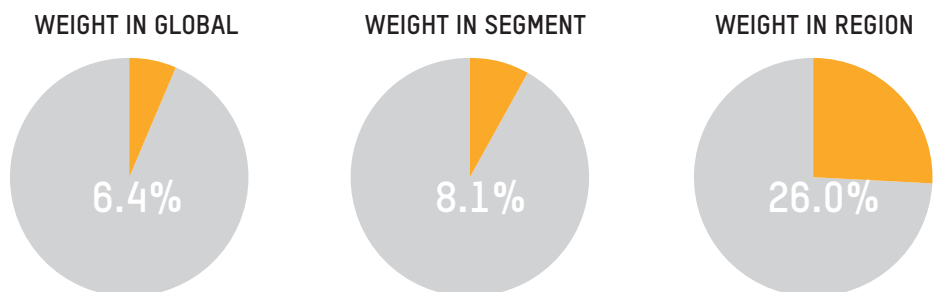
INDEX TICKERS:
NQGB, NQGBT, NQGBN

LOCAL CURRENCIES: N/A

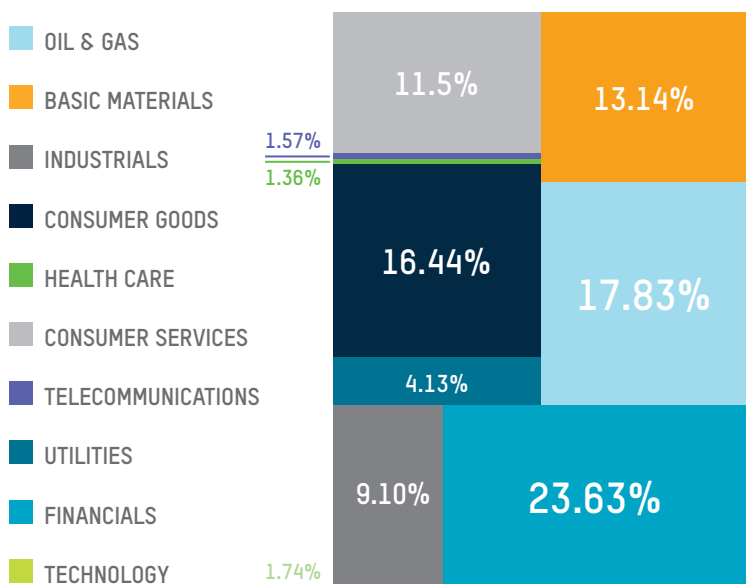
NO. SECURITIES: 433

LAUNCH DATE: 12.03.2012

BACK-TEST HISTORY: 03.30.2001



INDUSTRY BREAKDOWN



FUNDAMENTALS

YEAR	MARKET CAP (\$B)	P/E	DIVIDEND YIELD
2001	1,745	35.93	2.77%
2002	1,491	77.61	3.29%
2003	1,962	30.93	2.90%
2004	2,418	19.07	3.04%
2005	2,564	14.78	3.34%
2006	3,269	16.64	3.06%
2007	3,490	12.94	3.38%
2008	1,733	32.32	6.10%
2009	2,661	29.06	3.22%
2010	2,969	15.62	2.91%
2011	2,769	11.36	3.67%
2012	2,762	11.68	3.79%

INDEX PERFORMANCE

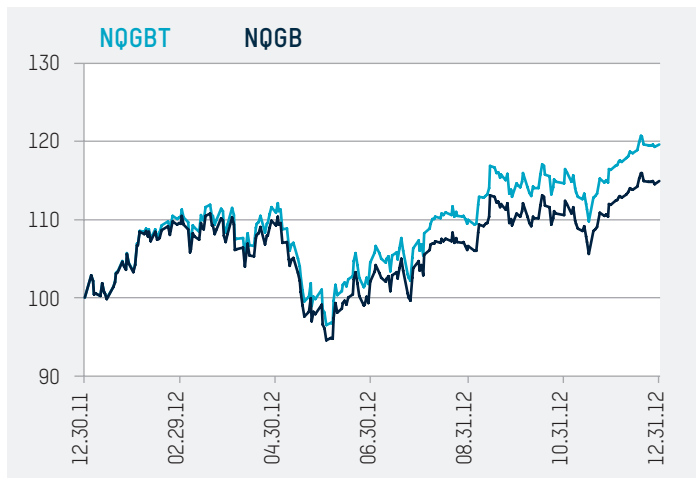
CUMULATIVE	TOTAL RETURN	PRICE RETURN
1 YEAR	19.6%	14.9%
3 YEAR	28.0%	14.2%
5 YEAR	(3.0%)	(20.6%)
7 YEAR	39.1%	4.4%
10 YEAR	142.1%	62.5%

ANNUALIZED	TOTAL RETURN	PRICE RETURN
3 YEAR	8.6%	4.5%
5 YEAR	-0.6%	-4.5%
7 YEAR	4.8%	0.6%
10 YEAR	9.2%	5.0%

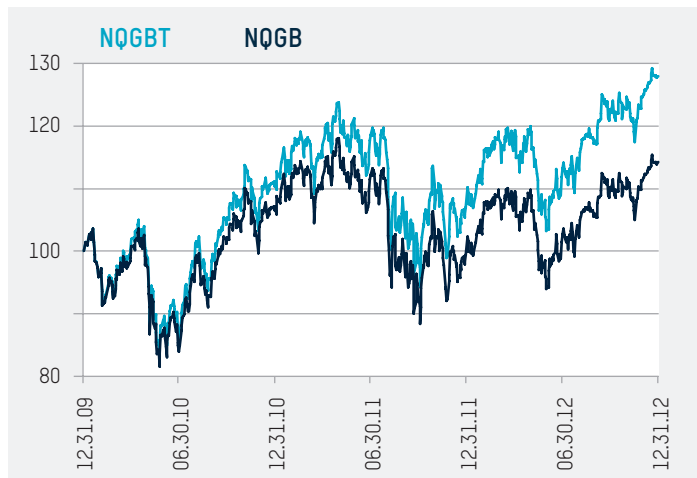
CORRELATION	TO NQUSA
1 YEAR	66.3%
5 YEAR	58.7%
OVERALL	54.6%

PERFORMANCE

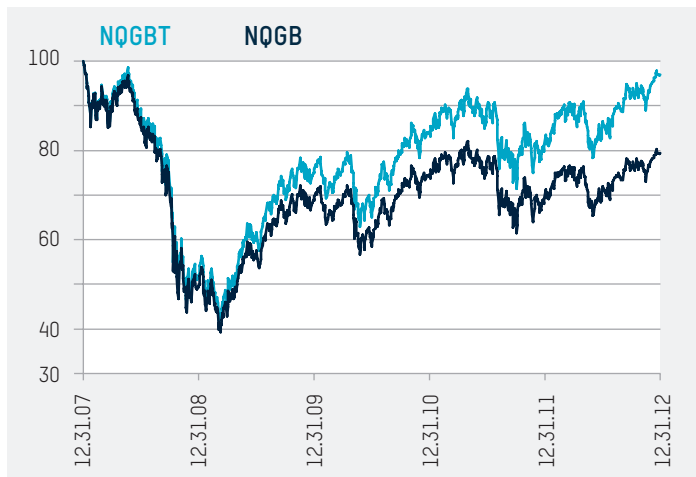
1 YEAR



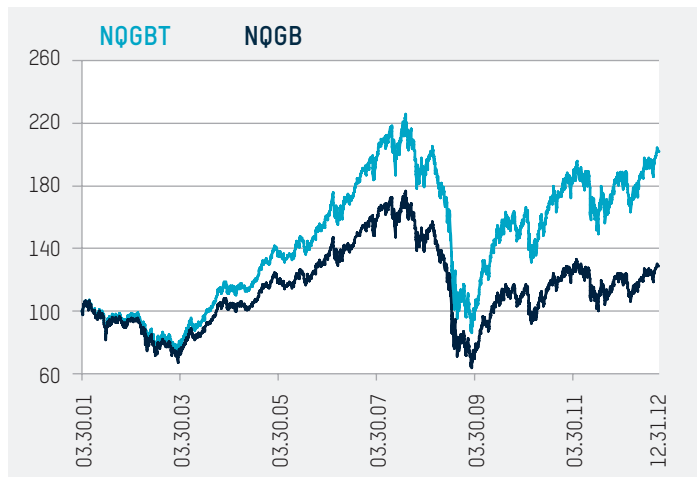
3 YEAR



5 YEAR



OVERALL



NOTES

1. All performance charts are rebased to 100.
2. All return and correlation statistics are through 12.31.2012.
3. Earnings and dividends were calculated using FactSet annual statistics for 2012, as of 6.30.2012.
4. Weights, Industry Breakdown and Fundamentals use non-float adjusted market cap for all companies in the index as of 12.31.2012.
5. All data as of 12.31.2012 unless otherwise stated.

DISCLAIMER

NASDAQ®, NASDAQ OMX® and NASDAQ Global Index FamilySM are trademarks of The NASDAQ OMX Group, Inc.

The information contained above is provided for informational and educational purposes only, and nothing contained herein should be construed as investment advice, either on behalf of a particular security or an overall investment strategy. Neither The NASDAQ OMX Group, Inc. nor any of its affiliates makes any recommendation to buy or sell any security or any representation about the financial condition of any company. Past performance is not indicative of future results. Investors should undertake their own due diligence and carefully evaluate companies before investing. **ADVICE FROM A SECURITIES PROFESSIONAL IS STRONGLY ADVISED.**

MORE INFORMATION

WWW.NASDAQOMX.COM/INDEXES

LICENSING
+ 1 301 978 8050
NASDAQLICENSING@NASDAQOMX.COM

INDEX DATA SALES
+ 1 301 978 5307 OR + 45 33 93 3366
DATASALES@NASDAQOMX.COM

RESEARCH
+ 1 301 978 8288 OR + 46 8 405 6494
GLOBALINDEX@NASDAQOMX.COM

GENERAL INDEX INQUIRIES
+1 301 978 8284 OR +46 8 405 6296
GLOBALINDEX@NASDAQOMX.COM