

# NASDAQ CANADA INDEX

The NASDAQ Canada Index (NQCA) is comprised of companies classified as Canada by NASDAQ OMX®. Canada is part of the Developed segment and North America region within the NASDAQ Global Index Family<sup>SM</sup>. For further information, view the [methodology](#).

INDEX TICKERS:  
NQCA, NQCAT, NQCAN

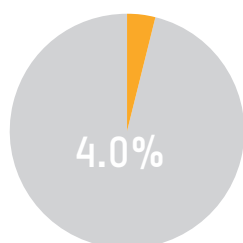
LOCAL CURRENCIES: N/A

NO. SECURITIES: 440

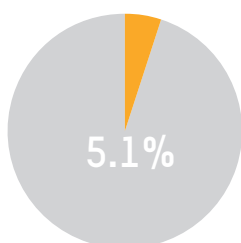
LAUNCH DATE: 12.03.2012

BACK-TEST HISTORY: 03.30.2001

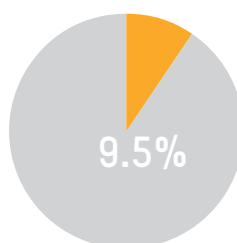
WEIGHT IN GLOBAL



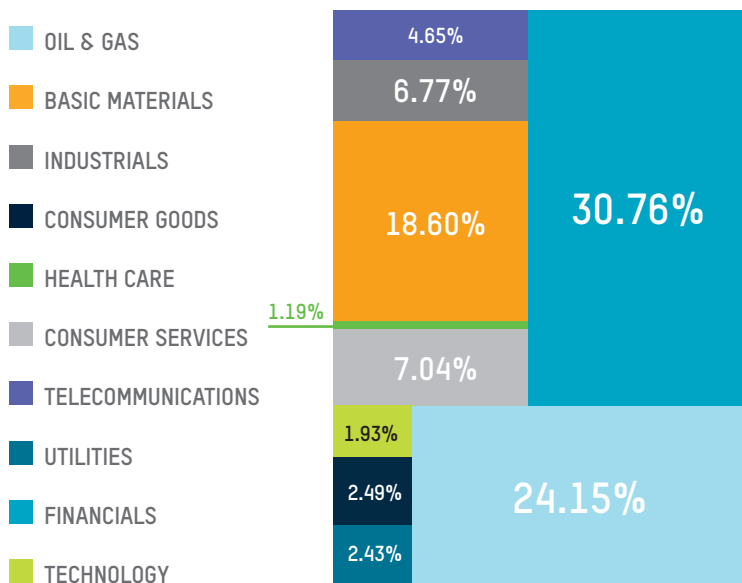
WEIGHT IN SEGMENT



WEIGHT IN REGION



## INDUSTRY BREAKDOWN



## FUNDAMENTALS

YEAR	MARKET CAP (\$B)	P/E	DIVIDEND YIELD
2001	384	20.34	2.03%
2002	380	19.64	2.26%
2003	594	19.72	1.95%
2004	799	20.21	2.07%
2005	1,054	20.11	2.06%
2006	1,266	16.36	2.25%
2007	1,657	20.28	2.11%
2008	884	12.36	4.68%
2009	1,427	30.92	2.47%
2010	1,867	21.54	2.35%
2011	1,671	15.73	2.84%
2012	1,737	16.91	2.81%

## INDEX PERFORMANCE

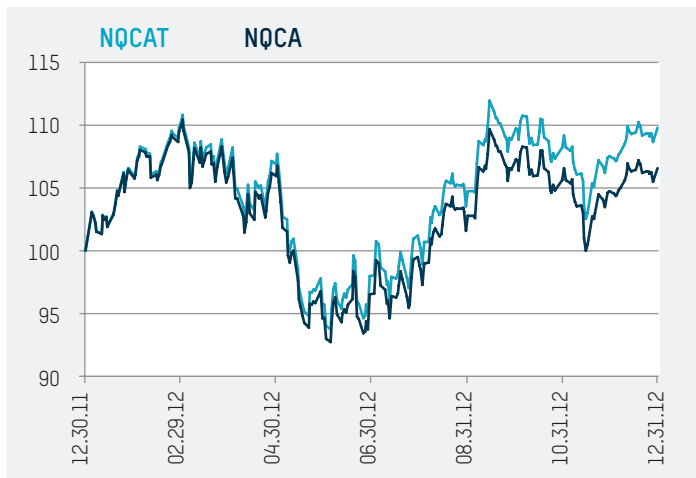
CUMULATIVE	TOTAL RETURN	PRICE RETURN
1 YEAR	9.8%	6.6%
3 YEAR	21.3%	11.2%
5 YEAR	3.5%	(12.3%)
7 YEAR	56.7%	26.0%
10 YEAR	309.9%	203.7%

ANNUALIZED	TOTAL RETURN	PRICE RETURN
3 YEAR	6.6%	3.6%
5 YEAR	0.7%	-2.6%
7 YEAR	6.6%	3.4%
10 YEAR	15.1%	11.7%

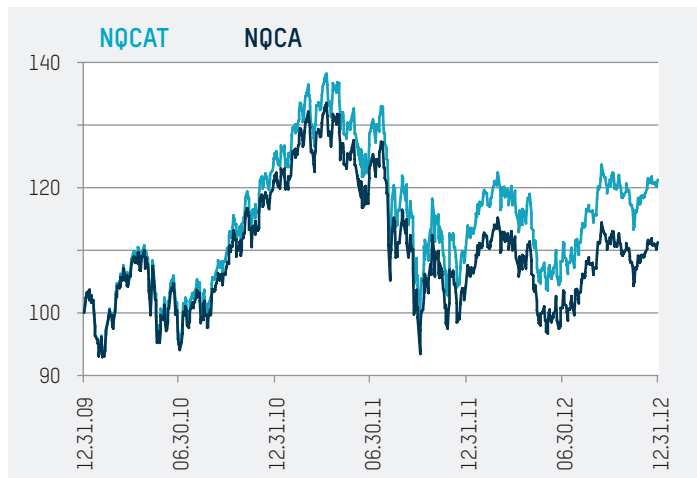
CORRELATION	TO NQUSA
1 YEAR	77.7%
5 YEAR	74.2%
OVERALL	69.8%

# PERFORMANCE

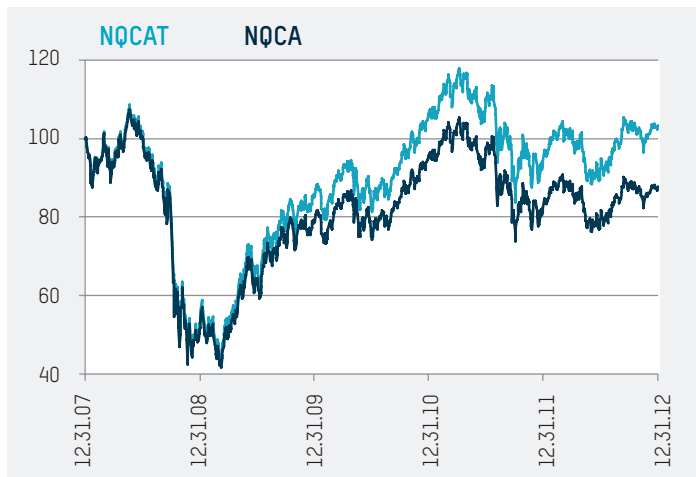
## 1 YEAR



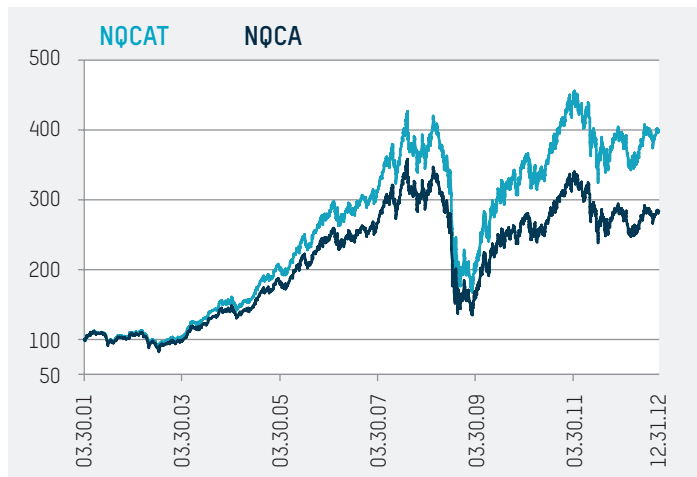
## 3 YEAR



## 5 YEAR



## OVERALL



## NOTES

1. All performance charts are rebased to 100.
2. All return and correlation statistics are through 12.31.2012.
3. Earnings and dividends were calculated using FactSet annual statistics for 2012, as of 6.30.2012.
4. Weights, Industry Breakdown and Fundamentals use non-float adjusted market cap for all companies in the index as of 12.31.2012.
5. All data as of 12.31.2012 unless otherwise stated.

## DISCLAIMER

NASDAQ®, NASDAQ OMX® and NASDAQ Global Index Family™ are trademarks of The NASDAQ OMX Group, Inc.

The information contained above is provided for informational and educational purposes only, and nothing contained herein should be construed as investment advice, either on behalf of a particular security or an overall investment strategy. Neither The NASDAQ OMX Group, Inc. nor any of its affiliates makes any recommendation to buy or sell any security or any representation about the financial condition of any company. Past performance is not indicative of future results. Investors should undertake their own due diligence and carefully evaluate companies before investing. **ADVICE FROM A SECURITIES PROFESSIONAL IS STRONGLY ADVISED.**

## MORE INFORMATION

[WWW.NASDAQOMX.COM/INDEXES](http://WWW.NASDAQOMX.COM/INDEXES)

**LICENSING**  
 + 1 301 978 8050  
[NASDAQLICENSING@NASDAQOMX.COM](mailto:NASDAQLICENSING@NASDAQOMX.COM)

**INDEX DATA SALES**  
 + 1 301 978 5307 OR + 45 33 93 3366  
[DATASALES@NASDAQOMX.COM](mailto:DATASALES@NASDAQOMX.COM)

**RESEARCH**  
 + 1 301 978 8288 OR + 46 8 405 6494  
[GLOBALINDEX@NASDAQOMX.COM](mailto:GLOBALINDEX@NASDAQOMX.COM)

**GENERAL INDEX INQUIRIES**  
 +1 301 978 8284 OR +46 8 405 6296  
[GLOBALINDEX@NASDAQOMX.COM](mailto:GLOBALINDEX@NASDAQOMX.COM)