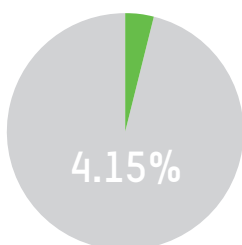


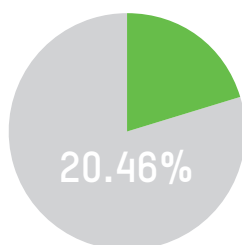
NASDAQ LATIN AMERICA INDEX

The NASDAQ Latin America Index (NQLA) is comprised of companies classified as Latin America by NASDAQ OMX®. Latin America is only comprised of securities from the Emerging segment. For further information, view the [methodology](#).

WEIGHT IN OVERALL



WEIGHT IN SEGMENT (EMERGING)



INDEX TICKERS:
NQLA, NQLAT, NQLAN

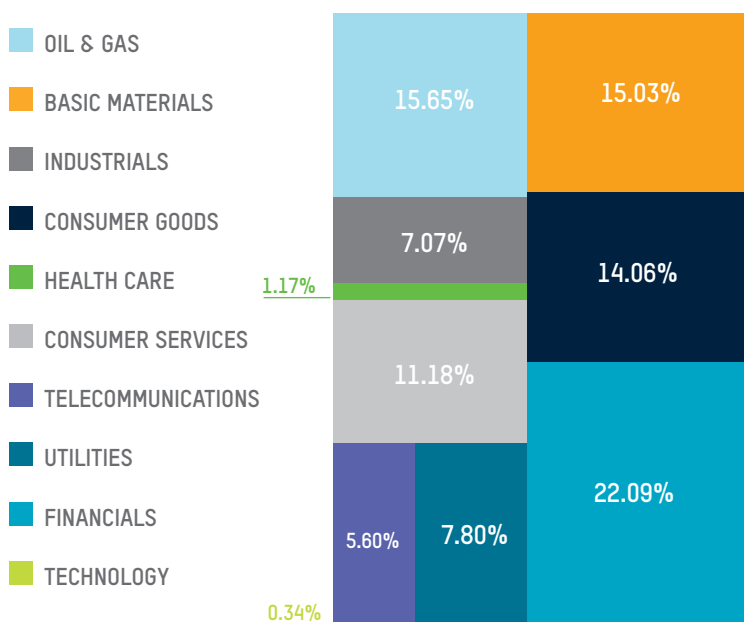
LOCAL CURRENCIES: N/A

NO. SECURITIES: 285

LAUNCH DATE: 12.03.2012

BACK-TEST HISTORY: 03.30.2001

INDUSTRY BREAKDOWN



FUNDAMENTALS

YEAR	MARKET CAP (\$B)	P/E	DIVIDEND YIELD
2001	93	16.56	3.00%
2002	129	11.30	4.37%
2003	245	14.86	2.94%
2004	383	12.47	2.74%
2005	587	11.70	2.70%
2006	955	14.83	3.37%
2007	1,390	17.52	2.90%
2008	690	8.06	5.48%
2009	1,534	18.76	2.22%
2010	1,959	14.61	2.50%
2011	1,676	11.97	3.58%
2012	1,784	12.41	3.40%

INDEX PERFORMANCE

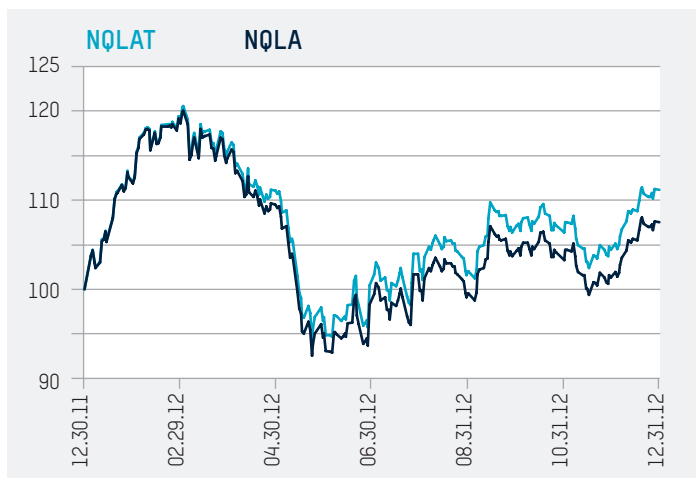
CUMULATIVE	TOTAL RETURN	PRICE RETURN
1 YEAR	11.1%	7.5%
3 YEAR	6.6%	-3.7%
5 YEAR	9.9%	-7.2%
7 YEAR	146.3%	96.3%
10 YEAR	847.4%	572.9%

ANNUALIZED	TOTAL RETURN	PRICE RETURN
3 YEAR	2.1%	-1.2%
5 YEAR	1.9%	-1.5%
7 YEAR	13.7%	10.1%
10 YEAR	25.2%	21.0%

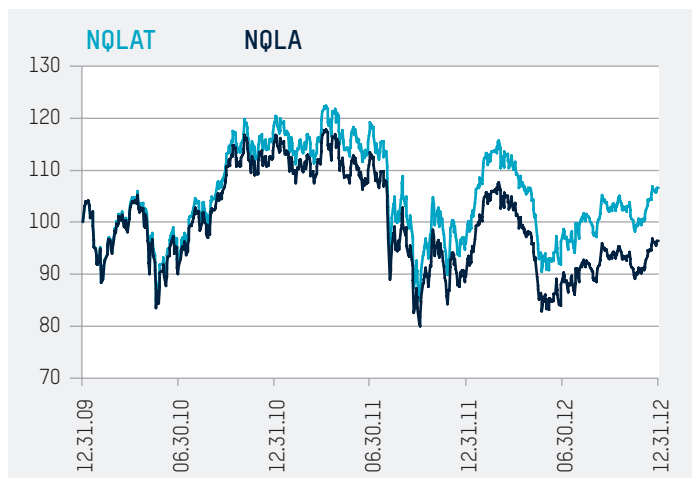
CORRELATION	TO NQUSA
1 YEAR	73.4%
5 YEAR	74.0%
OVERALL	68.0%

PERFORMANCE

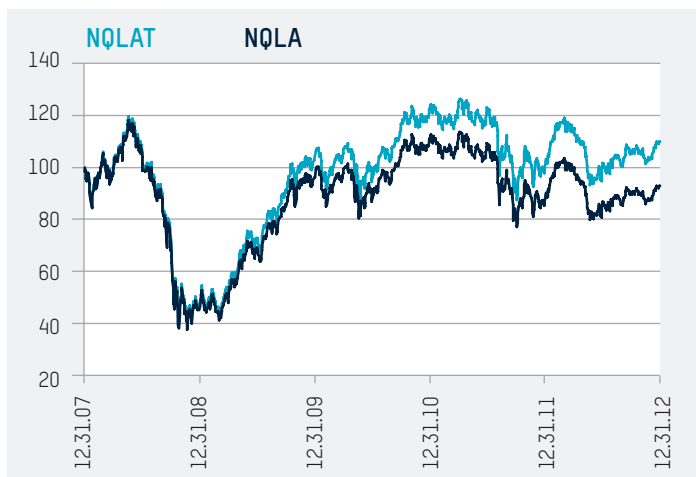
1 YEAR



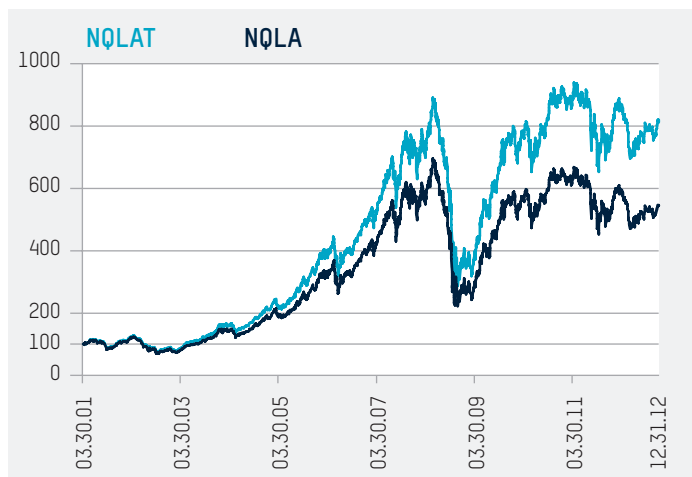
3 YEAR



5 YEAR



OVERALL



NOTES

1. All performance charts are rebased to 100.
2. All return and correlation statistics are through 12.31.2012.
3. Earnings and dividends were calculated using FactSet annual statistics for 2012, as of 6.30.2012.
4. Weights, Industry Breakdown and Fundamentals use non-float adjusted market cap for all companies in the index as of 12.31.2012.
5. All data as of 12.31.2012 unless otherwise stated.

DISCLAIMER

NASDAQ®, NASDAQ OMX® and NASDAQ Global Index FamilySM are trademarks of The NASDAQ OMX Group, Inc.

The information contained above is provided for informational and educational purposes only, and nothing contained herein should be construed as investment advice, either on behalf of a particular security or an overall investment strategy. Neither The NASDAQ OMX Group, Inc. nor any of its affiliates makes any recommendation to buy or sell any security or any representation about the financial condition of any company. Past performance is not indicative of future results. Investors should undertake their own due diligence and carefully evaluate companies before investing. **ADVICE FROM A SECURITIES PROFESSIONAL IS STRONGLY ADVISED.**

MORE INFORMATION

WWW.NASDAQOMX.COM/INDEXES

LICENSING
+ 1 301 978 8050
NASDAQLICENSING@NASDAQOMX.COM

INDEX DATA SALES
+ 1 301 978 5307 OR + 45 33 93 3366
DATASALES@NASDAQOMX.COM

RESEARCH
+ 1 301 978 8288 OR + 46 8 405 6494
GLOBALINDEX@NASDAQOMX.COM

GENERAL INDEX INQUIRIES
+1 301 978 8284 OR +46 8 405 6296
GLOBALINDEX@NASDAQOMX.COM