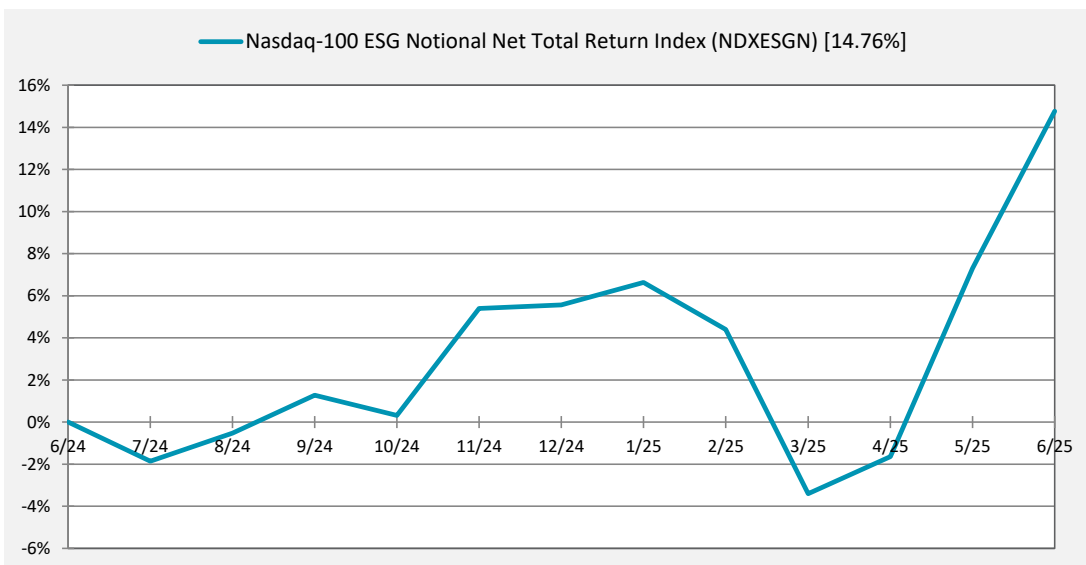


Nasdaq-100 ESG Notional Net Total Return Index

The Nasdaq-100 ESG Index is designed to measure the performance of the companies in the Nasdaq-100 Index that meet specific ESG criteria. Companies are evaluated and weighted on the basis of their business activities, controversies and ESG Risk Ratings.

More information about the Index can be found at <https://indexes.nasdaqomx.com/Index/Overview/NDXESG>

1-YEAR PERFORMANCE



QUICK FACTS

Securities: 91
Currency: USD
History: 06/21/2021
YTD Return: 8.71%

INDEX TICKERS

Price Return: NDXESG
Total Return: NDXESGT
Net Total Return: NDXESGN

TOP 10 COMPONENTS BY WEIGHT

TICKER	NAME	WEIGHT
NVDA	NVIDIA CORPORATION	12.77%
MSFT	MICROSOFT CORP	10.05%
AAPL	APPLE INC.	7.74%
AVGO	BROADCOM INC.	5.36%
NFLX	NETFLIX INC.	4.07%
AMZN	AMAZON.COM INC	3.89%
CSCO	CISCO SYSTEMS INC.	2.19%
TSLA	TESLA INC.	2.12%
AMD	ADV MICRO DEVICES	1.87%
GOOGL	ALPHABET CL A CMN	1.86%

INDUSTRY BREAKDOWN

INDUSTRY	WEIGHT	SECURITIES
Technology	65.39%	43
Telecommunications	4.53%	4
Health Care	4.85%	10
Financials	0.00%	0
Real Estate	0.19%	1
Consumer Discretionary	17.32%	17
Consumer Staples	2.31%	6
Industrials	2.99%	7
Basic Materials	2.15%	2
Energy	0.00%	0
Utilities	0.27%	1

All Information as of 06/30/2025.

PERFORMANCE(NTR Version)

ANNUAL

1 Year	14.76%
2 Year	32.75%
3 Year	34.76%
4 Year	-19.75%
5 Year	42.94%
6 Year	33.05%
7 Year	12.71%
8 Year	26.34%
9 Year	28.70%

CUMULATIVE

1 Year	14.76%
2 Year	52.35%
3 Year	105.31%
4 Year	64.75%
5 Year	135.50%
6 Year	213.33%
7 Year	253.16%
8 Year	346.17%
9 Year	474.22%

CUMULATIVE ANNUALIZED

1 Year	14.76%
2 Year	23.43%
3 Year	27.10%
4 Year	13.29%
5 Year	18.69%
6 Year	20.97%
7 Year	19.75%
8 Year	20.56%
9 Year	21.43%

ANNUALIZED VOLATILITY(NTR Version)

ANNUAL

1 Year	26.40%
2 Year	16.34%
3 Year	25.79%
4 Year	27.10%
5 Year	22.30%
6 Year	34.65%
7 Year	21.19%
8 Year	16.47%
9 Year	10.63%

CUMULATIVE

1 Year	26.40%
2 Year	21.94%
3 Year	23.28%
4 Year	24.31%
5 Year	23.92%
6 Year	26.02%
7 Year	25.38%
8 Year	24.45%
9 Year	23.31%

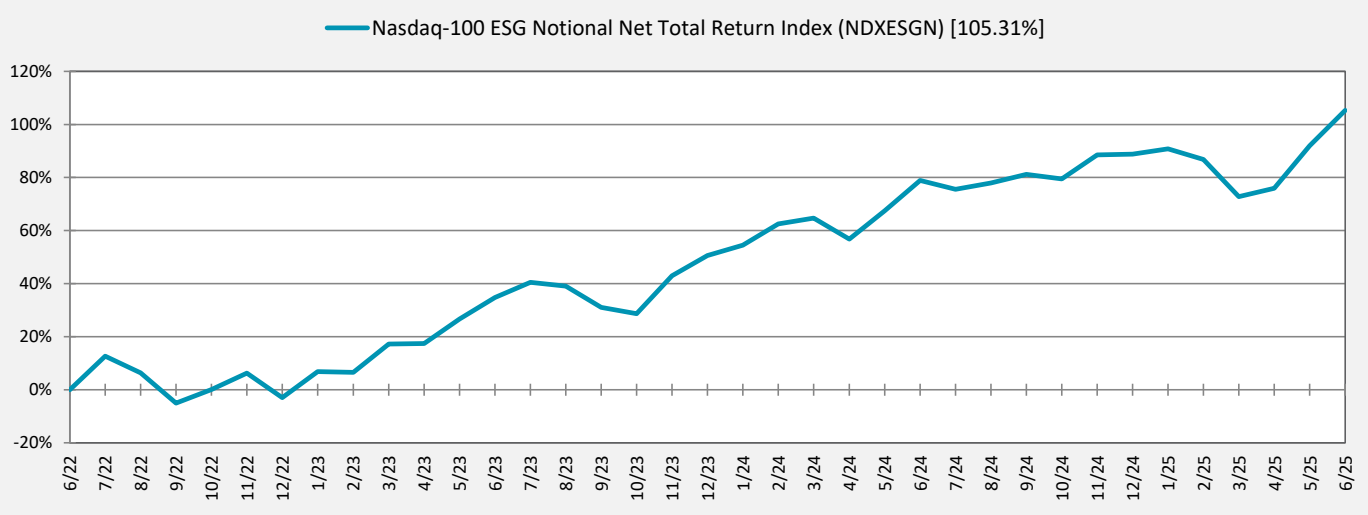
PERFORMANCE(NTR Version)

CALENDER YEAR

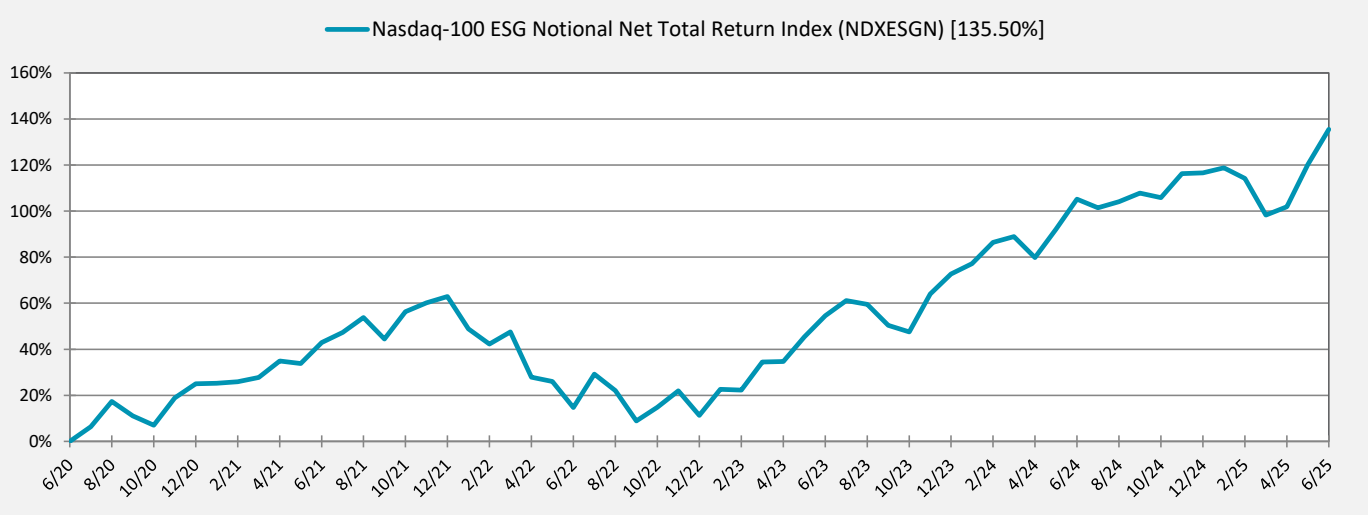
2025	8.71%
2024	25.43%
2023	55.23%
2022	-31.72%
2021	30.29%
2020	44.39%
2019	42.23%
2018	0.32%
2017	32.86%
2016	11.41%

All Information as of 06/30/2025.

3-YEAR PERFORMANCE



5-YEAR PERFORMANCE



All Information as of 06/30/2025.

MONTHLY PERFORMANCE(NTR Version)

Jun 2025	6.95%
May 2025	9.09%
Apr 2025	1.82%
Mar 2025	-7.47%
Feb 2025	-2.10%
Jan 2025	1.01%
Dec 2024	0.16%
Nov 2024	5.07%
Oct 2024	-0.95%
Sep 2024	1.81%
Aug 2024	1.36%
Jul 2024	-1.85%
Jun 2024	6.81%
May 2024	6.82%
Apr 2024	-4.78%
Mar 2024	1.37%
Feb 2024	5.17%
Jan 2024	2.61%
Dec 2023	5.31%
Nov 2023	11.13%
Oct 2023	-1.86%
Sep 2023	-5.74%
Aug 2023	-1.02%
Jul 2023	4.25%
Jun 2023	6.37%
May 2023	7.93%
Apr 2023	0.16%
Mar 2023	9.94%
Feb 2023	-0.26%
Jan 2023	10.19%
Dec 2022	-8.77%
Nov 2022	6.19%
Oct 2022	5.42%
Sep 2022	-10.74%
Aug 2022	-5.53%
Jul 2022	12.61%
Jun 2022	-8.97%
May 2022	-1.46%
Apr 2022	-13.32%
Mar 2022	3.70%

Feb 2022	-4.45%
Jan 2022	-8.62%
Dec 2021	1.71%
Nov 2021	2.49%
Oct 2021	8.18%
Sep 2021	-6.08%
Aug 2021	4.46%
Jul 2021	3.02%
Jun 2021	6.87%
May 2021	-0.83%
Apr 2021	5.57%
Mar 2021	1.44%
Feb 2021	0.56%
Jan 2021	0.14%
Dec 2020	5.17%
Nov 2020	11.15%
Oct 2020	-3.69%
Sep 2020	-5.30%
Aug 2020	10.33%
Jul 2020	6.30%
Jun 2020	5.95%
May 2020	6.70%
Apr 2020	14.15%
Mar 2020	-7.46%
Feb 2020	-5.82%
Jan 2020	2.67%
Dec 2019	4.05%
Nov 2019	4.18%
Oct 2019	4.11%
Sep 2019	1.31%
Aug 2019	-1.67%
Jul 2019	2.50%
Jun 2019	7.82%
May 2019	-8.01%
Apr 2019	5.66%
Mar 2019	4.15%
Feb 2019	3.95%
Jan 2019	8.79%
Dec 2018	-8.84%
Nov 2018	-0.08%

Oct 2018	-8.22%
Sep 2018	-0.14%
Aug 2018	6.05%
Jul 2018	3.14%
Jun 2018	0.39%
May 2018	5.41%
Apr 2018	0.44%
Mar 2018	-3.71%
Feb 2018	-1.35%
Jan 2018	8.83%
Dec 2017	0.75%
Nov 2017	1.84%
Oct 2017	4.78%
Sep 2017	0.27%
Aug 2017	2.15%
Jul 2017	4.42%
Jun 2017	-2.65%
May 2017	3.67%
Apr 2017	2.91%
Mar 2017	1.93%
Feb 2017	4.21%
Jan 2017	4.73%
Dec 2016	1.08%
Nov 2016	0.55%
Oct 2016	-1.31%
Sep 2016	2.21%
Aug 2016	1.10%
Jul 2016	7.47%
Jun 2016	-2.29%
May 2016	4.71%
Apr 2016	-3.82%
Mar 2016	1.63%

All Information as of 06/30/2025.

QUARTERLY PERFORMANCE(NTR Version)

Q2 2025	18.80%
Q1 2025	-8.49%
Q4 2024	4.23%
Q3 2024	1.28%
Q2 2024	8.63%
Q1 2024	9.38%
Q4 2023	14.86%
Q3 2023	-2.73%
Q2 2023	14.99%
Q1 2023	20.83%
Q4 2022	2.14%
Q3 2022	-5.04%
Q2 2022	-22.25%
Q1 2022	-9.46%
Q4 2021	12.78%
Q3 2021	1.07%
Q2 2021	11.89%
Q1 2021	2.16%
Q4 2020	12.59%
Q3 2020	11.07%
Q2 2020	29.04%
Q1 2020	-10.52%
Q4 2019	12.85%
Q3 2019	2.11%
Q2 2019	4.80%
Q1 2019	17.78%
Q4 2018	-16.40%
Q3 2018	9.22%
Q2 2018	6.28%
Q1 2018	3.37%
Q4 2017	7.51%
Q3 2017	6.96%
Q2 2017	3.86%
Q1 2017	11.24%
Q4 2016	0.30%
Q3 2016	11.06%
Q2 2016	-1.59%
Q1 2016	1.63%

All Information as of 06/30/2025.

All Information as of 06/30/2025.

Sources: Nasdaq Global Indexes Research. Bloomberg. FactSet.

DISCLAIMER

Nasdaq® is a registered trademark of Nasdaq, Inc. The information contained above is provided for informational and educational purposes only, and nothing contained herein should be construed as investment advice, either on behalf of a particular security or an overall investment strategy. Neither Nasdaq, Inc. nor any of its affiliates makes any recommendation to buy or sell any security or any representation about the financial condition of any company. Statements regarding Nasdaq-listed companies or Nasdaq proprietary indexes are not guarantees of future performance. Actual results may differ materially from those expressed or implied. Past performance is not indicative of future results. Investors should undertake their own due diligence and carefully evaluate companies before investing. ADVICE FROM A SECURITIES PROFESSIONAL IS STRONGLY ADVISED.

WWW.NASDAQOMX.COM/INDEXES |  [@NASDAQIndexes](https://twitter.com/NASDAQIndexes)

NASDAQ INDEX SERVICES TEAM

Toll Free Number | Calling in the U.S. +1 844 717 0708

International Callers | Non-us Callers +1 301 978 8311

IndexServices@nasdaq.com

CORPORATE HEADQUARTERS | ONE LIBERTY PLAZA 165 BROADWAY NEW YORK, NY 10006

WORLDWIDE OFFICES | ARMENIA • AUSTRALIA • BELGIUM • CANADA • CHINA • DENMARK • ESTONIA • FINLAND • FRANCE • GERMANY • HONG KONG S.A.R. CHINA • ICELAND • INDIA • ITALY
• JAPAN • LATVIA • LITHUANIA • NORWAY • NETHERLANDS • PHILIPPINES • SINGAPORE • SPAIN • STOCKHOLM • UNITED ARAB EMIRATES • UNITED KINGDOM



© 2025. Nasdaq, Inc. All Rights Reserved.