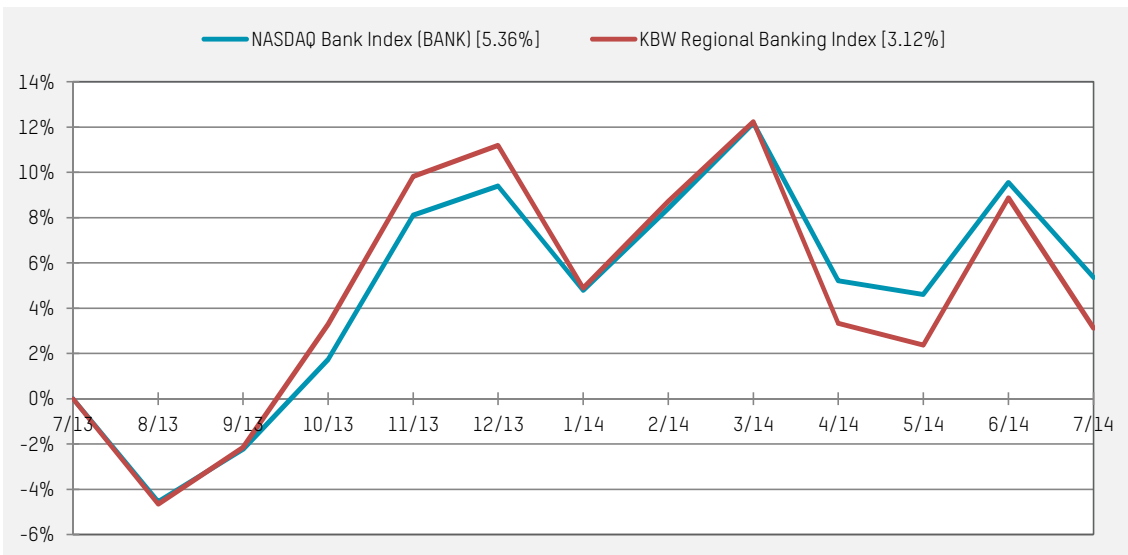


NASDAQ Bank Index

The NASDAQ Bank Index contains securities of NASDAQ-listed companies classified according to the Industry Classification Benchmark as Banks. They include banks providing a broad range of financial services, including retail banking, loans and money transmissions.

More information about the Index can be found at <https://indexes.nasdaqomx.com/Index/Overview/BANK>

1-YEAR PERFORMANCE



QUICK FACTS

Securities: 387
Currency: USD
History: 02/05/1971

INDEX TICKERS

Price Return: BANK
Total Return: N/A
Net Total Return: N/A

TOP 10 SECURITIES BY WEIGHT

TICKER	SECURITY	WEIGHT
FITB	FIFTH THIRD BNCP	7.56%
HBAN	HUNTINGTON BCSHS	3.53%
SIVB	SVB FINANCIAL GRP	2.39%
SBNY	SIGNATURE BANK	2.38%
ZION	ZIONS BANCORPORATION	2.31%
HCBK	HUDSON CITY BNCP INC	2.24%
EWBC	EAST WEST BANCORP	2.12%
BOKF	BOK FINANCIAL CORP	1.99%
PBCT	PEOPLE'S UNITED FINL	1.95%
CBSH	COMMERCE BANCSHARES	1.86%

INDUSTRY BREAKDOWN

INDUSTRY	WEIGHT	SECURITIES
Oil & Gas	0.00%	0
Basic Materials	0.00%	0
Industrials	0.00%	0
Consumer Goods	0.00%	0
Health Care	0.00%	0
Consumer Services	0.00%	0
Telecommunications	0.00%	0
Utilities	0.00%	0
Financials	100.00%	387
Technology	0.00%	0

TRAILING PERFORMANCE: NASDAQ Bank Index (BANK)

ANNUAL	Index	Benchmark
1 Year	5.36%	3.12%
2 Year	33.76%	31.34%
3 Year	3.80%	7.48%
4 Year	-1.06%	4.11%
5 Year	3.34%	13.86%
6 Year	-25.49%	-30.64%
7 Year	-22.47%	-27.11%
8 Year	-10.31%	-13.36%
9 Year	1.45%	-2.09%
10 Year	11.81%	16.40%

CUME.	Index	Benchmark
1 Year	5.36%	3.12%
2 Year	40.93%	35.45%
3 Year	46.28%	45.58%
4 Year	44.72%	51.57%
5 Year	49.56%	72.58%
6 Year	11.44%	19.70%
7 Year	-13.60%	-12.74%
8 Year	-22.51%	-24.40%
9 Year	-21.39%	-25.98%
10 Year	-12.10%	-13.84%

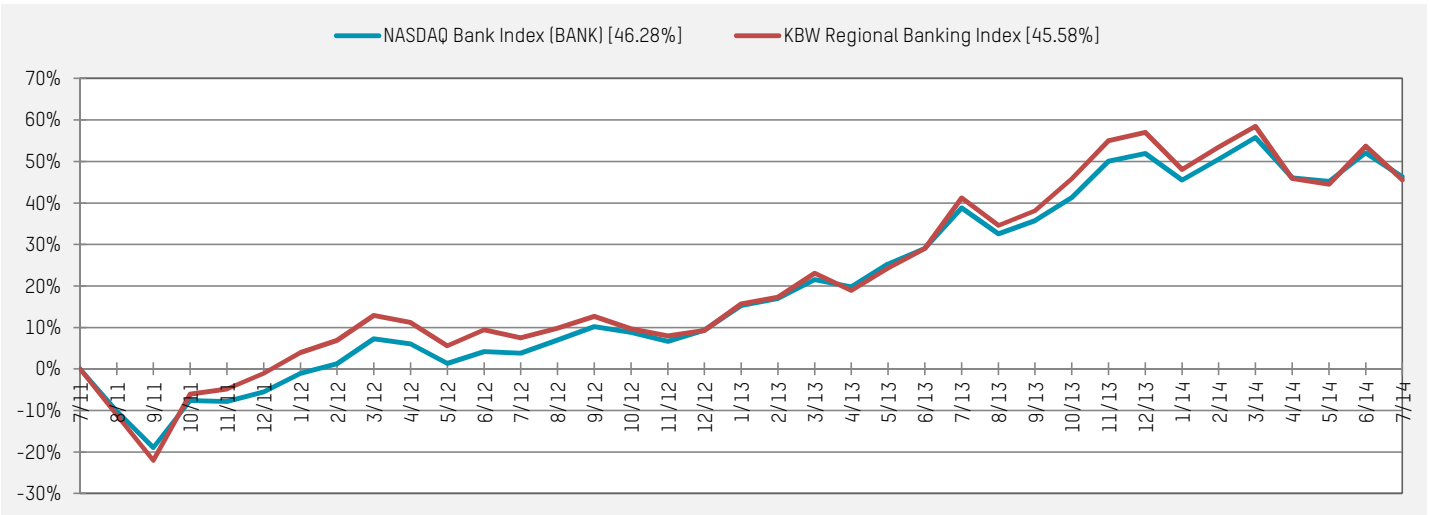
ANNLZ'D	Index	Benchmark
1 Year	5.36%	3.12%
2 Year	18.71%	16.38%
3 Year	13.52%	13.34%
4 Year	9.68%	10.96%
5 Year	8.38%	11.53%
6 Year	1.82%	3.04%
7 Year	-2.07%	-1.93%
8 Year	-3.14%	-3.44%
9 Year	-2.64%	-3.29%
10 Year	-1.28%	-1.48%

TRAILING ANNUALIZED VOLATILITY: NASDAQ Bank Index (BANK)

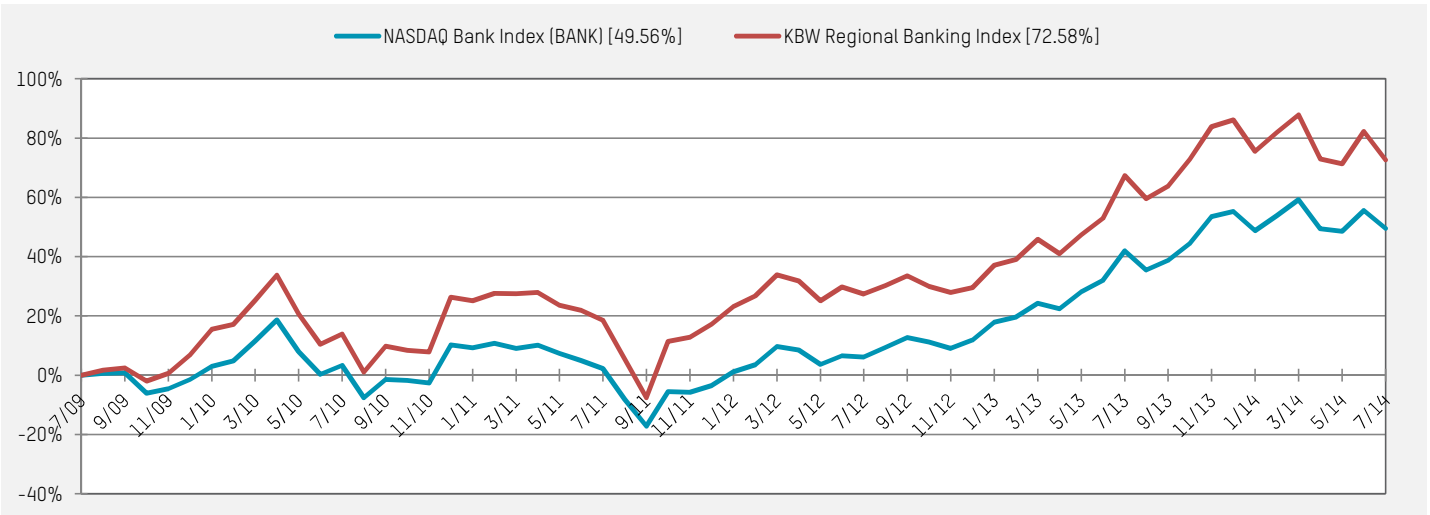
ANNUAL	Index	Benchmark
1 Year	14.73%	17.46%
2 Year	13.72%	16.52%
3 Year	32.90%	38.75%
4 Year	18.43%	22.65%
5 Year	23.68%	31.50%
6 Year	59.70%	77.49%
7 Year	33.29%	45.07%
8 Year	11.56%	13.68%
9 Year	12.68%	14.14%
10 Year	12.04%	15.48%

CUME.	Index	Benchmark
1 Year	14.73%	17.46%
2 Year	14.21%	16.96%
3 Year	22.29%	26.35%
4 Year	21.39%	25.47%
5 Year	21.85%	26.77%
6 Year	31.51%	39.99%
7 Year	31.77%	40.75%
8 Year	30.00%	38.43%
9 Year	28.60%	36.54%
10 Year	27.40%	35.01%

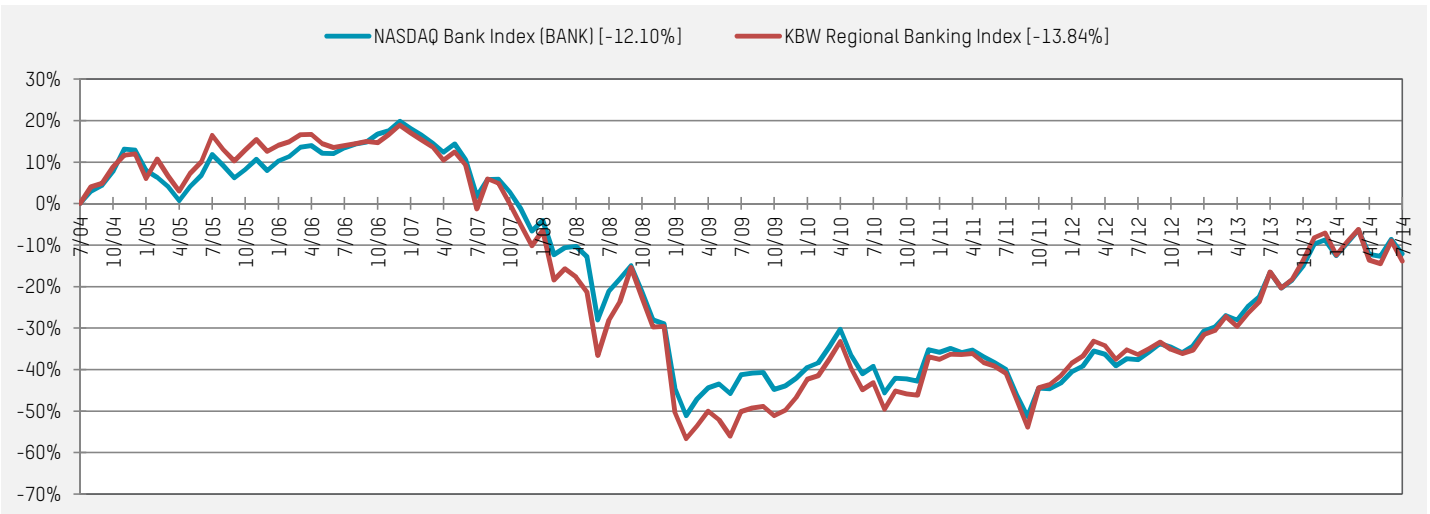
3-YEAR PERFORMANCE



5-YEAR PERFORMANCE



10-YEAR PERFORMANCE



All Information as of 07/31/2014.

Sources: NASDAQ OMX Global Indexes Research. Bloomberg. FactSet.

Benchmark is KBW Regional Banking Index.

DISCLAIMER

NASDAQ® and NASDAQ OMX® are registered trademarks of The NASDAQ OMX Group, Inc. The information contained above is provided for informational and educational purposes only, and nothing contained herein should be construed as investment advice, either on behalf of a particular security or an overall investment strategy. Neither The NASDAQ OMX Group, Inc. nor any of its affiliates makes any recommendation to buy or sell any security or any representation about the financial condition of any company. Statements regarding NASDAQ-listed companies or NASDAQ proprietary indexes are not guarantees of future performance. Actual results may differ materially from those expressed or implied. Past performance is not indicative of future results. Investors should undertake their own due diligence and carefully evaluate companies before investing. **ADVICE FROM A SECURITIES PROFESSIONAL IS STRONGLY ADVISED.**

WWW.NASDAQOMX.COM/INDEXES |  [@NASDAQIndexes](https://twitter.com/NASDAQIndexes)

NASDAQ GLOBAL INDEXES

1.212.231.5836

GLOBALINDEXES@NASDAQOMX.COM

NASDAQ LICENSING

1.212.401.8987

NASDAQLICENSING@NASDAQOMX.COM

INDEX DATA SALES

1.212.23.1588

GISCUSTOMERSERVICE@NASDAQOMX.COM

CORPORATE HEADQUARTERS | ONE LIBERTY PLAZA 165 BROADWAY NEW YORK, NY 10006

WORLDWIDE OFFICES | ARMENIA • AUSTRALIA • BELGIUM • CANADA • CHINA • DENMARK • ESTONIA • FINLAND • FRANCE • GERMANY • HONG KONG S.A.R. CHINA • ICELAND • INDIA • ITALY • JAPAN • LATVIA • LITHUANIA • NORWAY • NETHERLANDS • PHILIPPINES • SINGAPORE • SPAIN • STOCKHOLM • UNITED ARAB EMIRATES • UNITED KINGDOM

NASDAQ OMX | Global Indexes

© COPYRIGHT 2014. THE NASDAQ OMX GROUP, INC. ALL RIGHTS RESERVED.