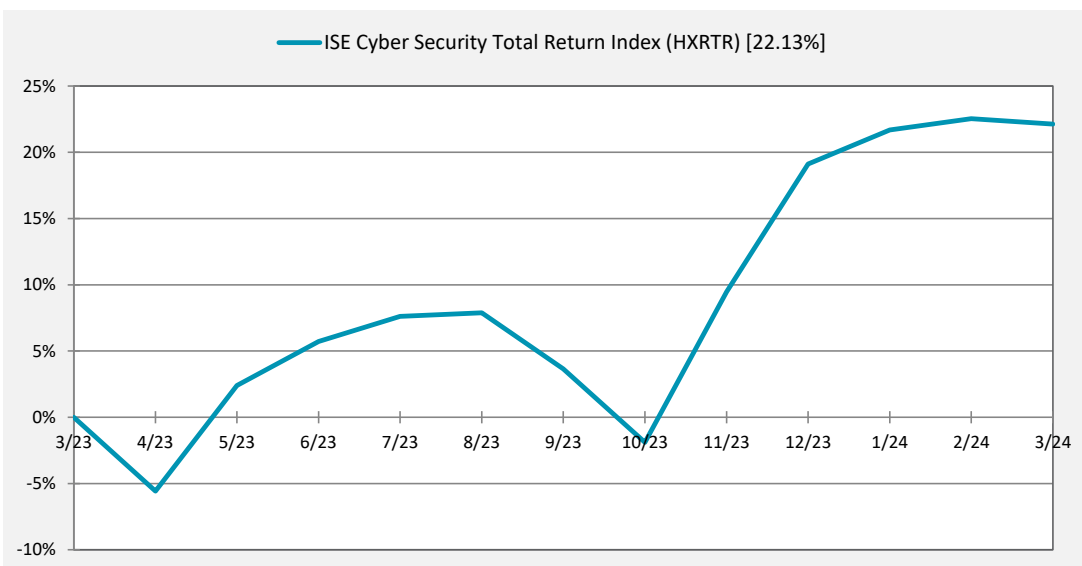


ISE Cyber Security Index

The ISE Cyber Security Index is designed to track companies actively involved in providing cyber security technology and services.

More information about the Index can be found at <https://indexes.nasdaqomx.com/Index/Overview/HXR>

1-YEAR PERFORMANCE



QUICK FACTS

Securities: 52
Currency: USD
History: 12/31/2010
YTD Return: 2.52%

INDEX TICKERS

Price Return: HXR
Total Return: HXRTR
Net Total Return: HXRNTR

TOP 10 COMPONENTS BY WEIGHT

TICKER	NAME	WEIGHT
DARK	Darktrace Rg	4.06%
GEN	GEN DIGITAL INC. CMN	3.46%
CSCO	CISCO SYSTEMS INC.	3.43%
CHKP	CHECK POINT SOFTWARE	3.40%
4704	Trend Micro Rg	3.39%
AVGO	BROADCOM INC.	3.39%
NTCT	NETSCOUT SYSTEMS I	3.35%
CYBR	CYBERARK SOFT ORD	3.35%
MITK	MITEK SYSTEMS INC	3.32%
CRWD	CROWDSTRIKE HLD CM A	3.29%

INDUSTRY BREAKDOWN

INDUSTRY	WEIGHT	SECURITIES
Technology	89.68%	44
Telecommunications	3.43%	1
Health Care	0.00%	0
Financials	0.00%	0
Real Estate	0.00%	0
Consumer Discretionary	0.00%	0
Consumer Staples	0.00%	0
Industrials	6.89%	7
Basic Materials	0.00%	0
Energy	0.00%	0
Utilities	0.00%	0

All Information as of 03/28/2024.

PERFORMANCE(TR Version)

ANNUAL

1 Year	22.13%
2 Year	-20.24%
3 Year	3.67%
4 Year	60.42%
5 Year	-5.96%
6 Year	22.82%
7 Year	20.97%
8 Year	25.54%
9 Year	-13.29%

CUMULATIVE

1 Year	22.13%
2 Year	-2.59%
3 Year	0.99%
4 Year	62.01%
5 Year	52.36%
6 Year	87.14%
7 Year	126.38%
8 Year	184.20%
9 Year	221.10%

CUMULATIVE ANNUALIZED

1 Year	22.13%
2 Year	-1.30%
3 Year	0.33%
4 Year	12.82%
5 Year	8.79%
6 Year	11.01%
7 Year	12.38%
8 Year	13.95%
9 Year	13.84%

ANNUALIZED VOLATILITY(TR Version)

ANNUAL

1 Year	17.09%
2 Year	27.62%
3 Year	19.10%
4 Year	23.89%
5 Year	26.75%
6 Year	21.00%
7 Year	14.25%
8 Year	16.45%
9 Year	44.95%

CUMULATIVE

1 Year	17.09%
2 Year	23.00%
3 Year	21.76%
4 Year	22.34%
5 Year	23.28%
6 Year	22.91%
7 Year	21.89%
8 Year	21.30%
9 Year	23.11%

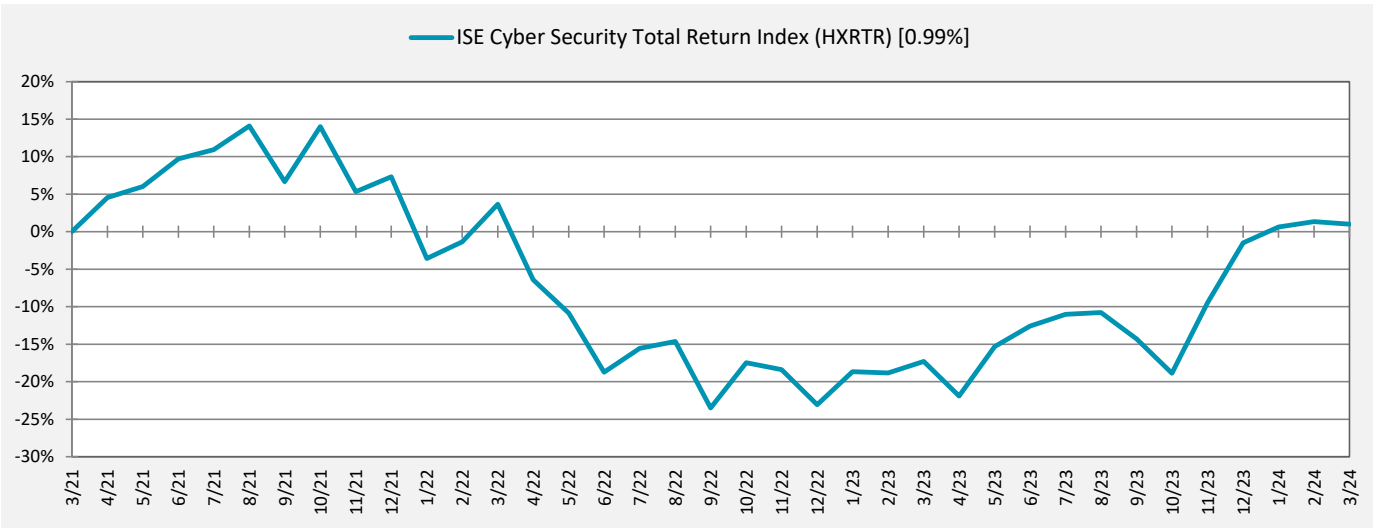
PERFORMANCE(TR Version)

CALENDER YEAR

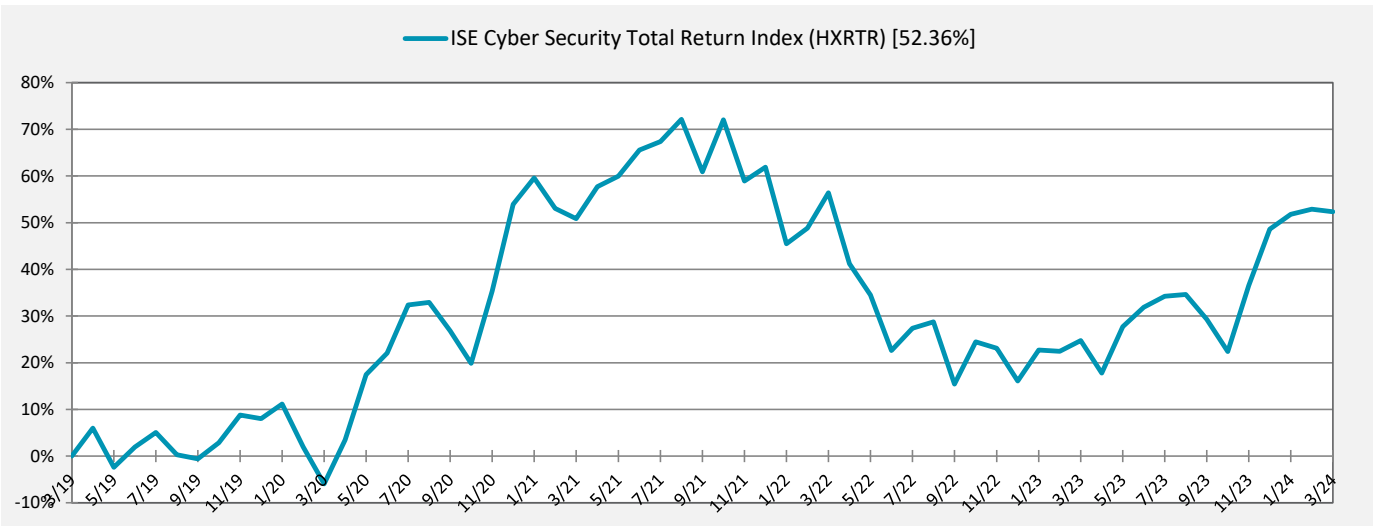
2024	2.52%
2023	28.01%
2022	-28.30%
2021	5.19%
2020	42.47%
2019	31.90%
2018	11.46%
2017	22.06%
2016	3.85%
2015	22.19%

All Information as of 03/28/2024.

3-YEAR PERFORMANCE



5-YEAR PERFORMANCE



MONTHLY PERFORMANCE(TR Version)

Mar 2024	-0.33%	Nov 2020	12.89%	Jul 2017	-2.39%
Feb 2024	0.70%	Oct 2020	-5.50%	Jun 2017	-1.04%
Jan 2024	2.15%	Sep 2020	-4.59%	May 2017	4.69%
Dec 2023	8.82%	Aug 2020	0.41%	Apr 2017	-1.73%
Nov 2023	11.57%	Jul 2020	8.46%	Mar 2017	1.78%
Oct 2023	-5.34%	Jun 2020	3.91%	Feb 2017	2.36%
Sep 2023	-3.94%	May 2020	13.55%	Jan 2017	7.30%
Aug 2023	0.26%	Apr 2020	10.01%	Dec 2016	-1.85%
Jul 2023	1.78%	Mar 2020	-7.76%	Nov 2016	2.15%
Jun 2023	3.26%	Feb 2020	-8.26%	Oct 2016	-4.84%
May 2023	8.43%	Jan 2020	2.87%	Sep 2016	4.82%
Apr 2023	-5.57%	Dec 2019	-0.69%	Aug 2016	3.20%
Mar 2023	1.89%	Nov 2019	5.78%	Jul 2016	8.71%
Feb 2023	-0.24%	Oct 2019	3.45%	Jun 2016	-1.22%
Jan 2023	5.72%	Sep 2019	-0.90%	May 2016	1.80%
Dec 2022	-5.71%	Aug 2019	-4.50%	Apr 2016	-0.46%
Nov 2022	-1.10%	Jul 2019	3.06%	Mar 2016	8.65%
Oct 2022	7.86%	Jun 2019	4.40%	Feb 2016	-1.74%
Sep 2022	-10.37%	May 2019	-7.88%	Jan 2016	-32.75%
Aug 2022	1.09%	Apr 2019	5.98%	Jun 2015	10.52%
Jul 2022	3.90%	Mar 2019	-0.14%	May 2015	2.67%
Jun 2022	-8.85%	Feb 2019	8.90%	Apr 2015	6.43%
May 2022	-4.74%	Jan 2019	12.28%	Mar 2015	-3.94%
Apr 2022	-9.73%	Dec 2018	-7.11%	Feb 2015	15.51%
Mar 2022	5.08%	Nov 2018	2.13%	Jan 2015	-3.90%
Feb 2022	2.32%	Oct 2018	-9.10%	Dec 2014	2.37%
Jan 2022	-10.15%	Sep 2018	-0.51%	Nov 2014	6.90%
Dec 2021	1.87%	Aug 2018	10.51%	Oct 2014	11.65%
Nov 2021	-7.60%	Jul 2018	-0.62%		
Oct 2021	6.89%	Jun 2018	-1.43%		
Sep 2021	-6.52%	May 2018	4.13%		
Aug 2021	2.84%	Apr 2018	4.01%		
Jul 2021	1.11%	Mar 2018	1.48%		
Jun 2021	3.48%	Feb 2018	3.72%		
May 2021	1.42%	Jan 2018	5.26%		
Apr 2021	4.55%	Dec 2017	0.59%		
Mar 2021	-1.42%	Nov 2017	2.45%		
Feb 2021	-4.10%	Oct 2017	2.46%		
Jan 2021	3.67%	Sep 2017	2.00%		
Dec 2020	13.76%	Aug 2017	2.03%		

All Information as of 03/28/2024.

QUARTERLY PERFORMANCE(TR Version)

Q1 2024	2.52%
Q4 2023	14.93%
Q3 2023	-1.97%
Q2 2023	5.73%
Q1 2023	7.46%
Q4 2022	0.58%
Q3 2022	-5.87%
Q2 2022	-21.61%
Q1 2022	-3.39%
Q4 2021	0.62%
Q3 2021	-2.79%
Q2 2021	9.72%
Q1 2021	-1.98%
Q4 2020	21.36%
Q3 2020	3.91%
Q2 2020	29.79%
Q1 2020	-12.95%
Q4 2019	8.68%
Q3 2019	-2.47%
Q2 2019	1.92%
Q1 2019	22.09%
Q4 2018	-13.76%
Q3 2018	9.27%
Q2 2018	6.77%
Q1 2018	10.79%
Q4 2017	5.58%
Q3 2017	1.58%
Q2 2017	1.80%
Q1 2017	11.78%
Q4 2016	-4.60%
Q3 2016	17.60%
Q2 2016	0.10%
Q1 2016	-28.20%
Q2 2015	20.78%
Q1 2015	6.64%
Q4 2014	22.19%

All Information as of 03/28/2024.

All Information as of 03/28/2024.

Sources: Nasdaq Global Indexes Research. Bloomberg. FactSet.

DISCLAIMER

Nasdaq® is a registered trademark of Nasdaq, Inc. The information contained above is provided for informational and educational purposes only, and nothing contained herein should be construed as investment advice, either on behalf of a particular security or an overall investment strategy. Neither Nasdaq, Inc. nor any of its affiliates makes any recommendation to buy or sell any security or any representation about the financial condition of any company. Statements regarding Nasdaq-listed companies or Nasdaq proprietary indexes are not guarantees of future performance. Actual results may differ materially from those expressed or implied. Past performance is not indicative of future results. Investors should undertake their own due diligence and carefully evaluate assets before investing. **ADVICE FROM A FINANCIAL PROFESSIONAL IS STRONGLY ADVISED.**

WWW.NASDAQOMX.COM/INDEXES |  [@NASDAQIndexes](https://twitter.com/NASDAQIndexes)

NASDAQ INDEX SERVICES TEAM

Toll Free Number | Calling in the U.S. +1 844 717 0708

International Callers | Non-us Callers +1 301 978 8311

IndexServices@nasdaq.com

CORPORATE HEADQUARTERS | ONE LIBERTY PLAZA 165 BROADWAY NEW YORK, NY 10006

WORLDWIDE OFFICES ARMENIA • AUSTRALIA • BELGIUM • CANADA • CHINA • DENMARK • ESTONIA • FINLAND • FRANCE • GERMANY • HONG KONG
S.A.R. CHINA • ICELAND • INDIA • ITALY • JAPAN • LATVIA • LITHUANIA • NORWAY • NETHERLANDS • PHILIPPINES • SINGAPORE •
SPAIN • STOCKHOLM • UNITED ARAB EMIRATES • UNITED KINGDOM



© 2024. Nasdaq, Inc. All Rights Reserved.